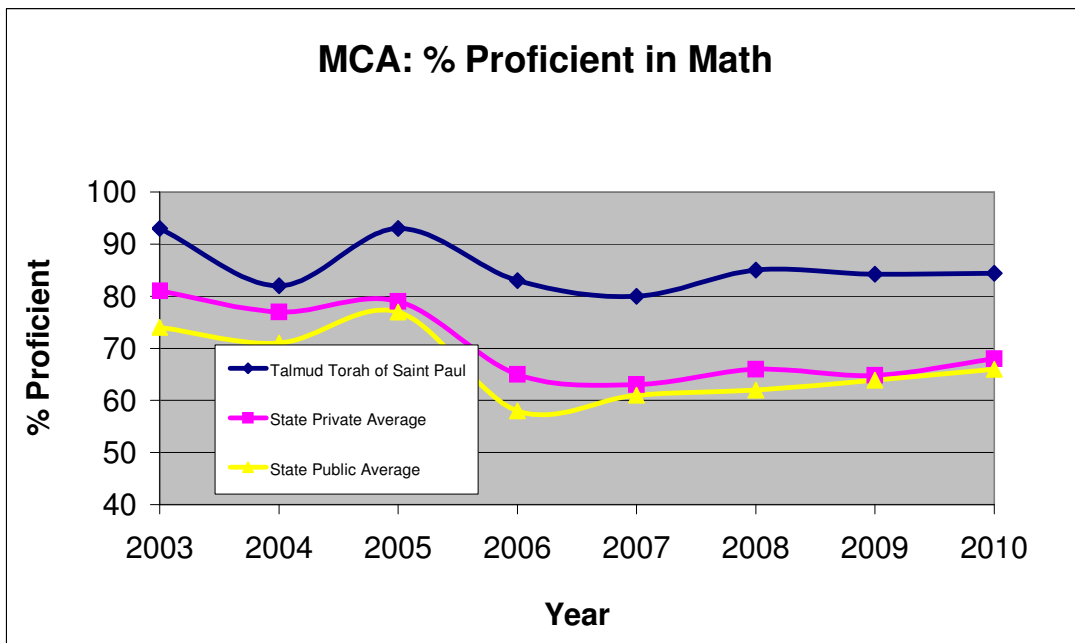
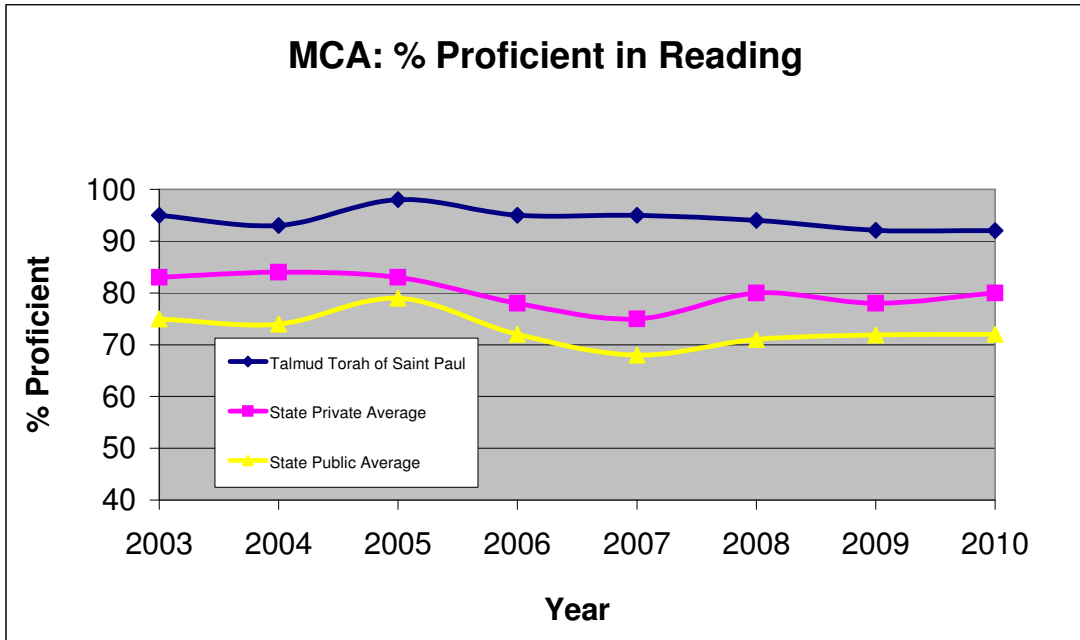


**Talmud Torah of Saint Paul
MCA Standardized Test Results
Comparison of Test Scores 2003-2010
TTSP vs State Averages Public and Private
% Proficient**

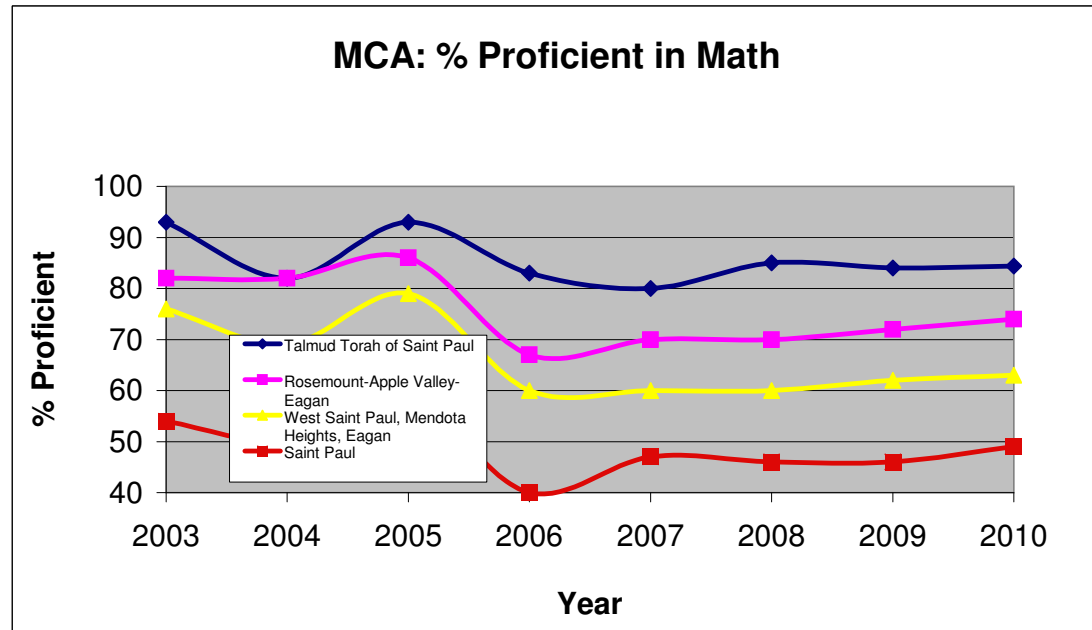
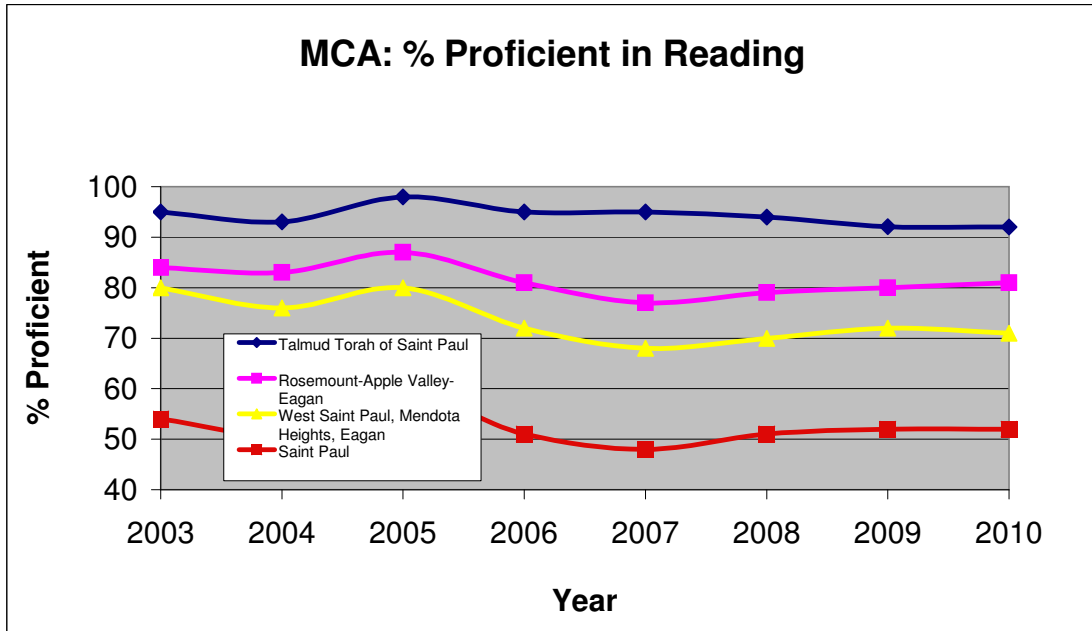
Year	Reading Talmud Torah of Saint Paul	Reading State Private Average	Reading State Public Average	Math Talmud Torah of Saint Paul	Math State Private Average	Math State Public Average
2010	92	80	72	84	68	66
2009	92	78	72	84	65	64
2008	94	80	71	85	66	62
2007	95	75	68	80	63	61
2006	95	78	72	83	65	58
2005	98	83	79	93	79	77
2004	93	84	74	82	77	71
2003	95	83	75	93	81	74



Source: http://ww2.startribune.com/dynamic/no_child/district.php?dst_num=0196&dst_type=01&dst=metpr
Minnesota students in third through eighth grade take the Minnesota Comprehensive Assessments (MCAs) in reading and math.

**Talmud Torah of Saint Paul
MCA Standardized Test Results
Comparison of Test Scores 2003-2010
TTSP vs St. Paul and Mendota, Eagan Public
% Proficient**

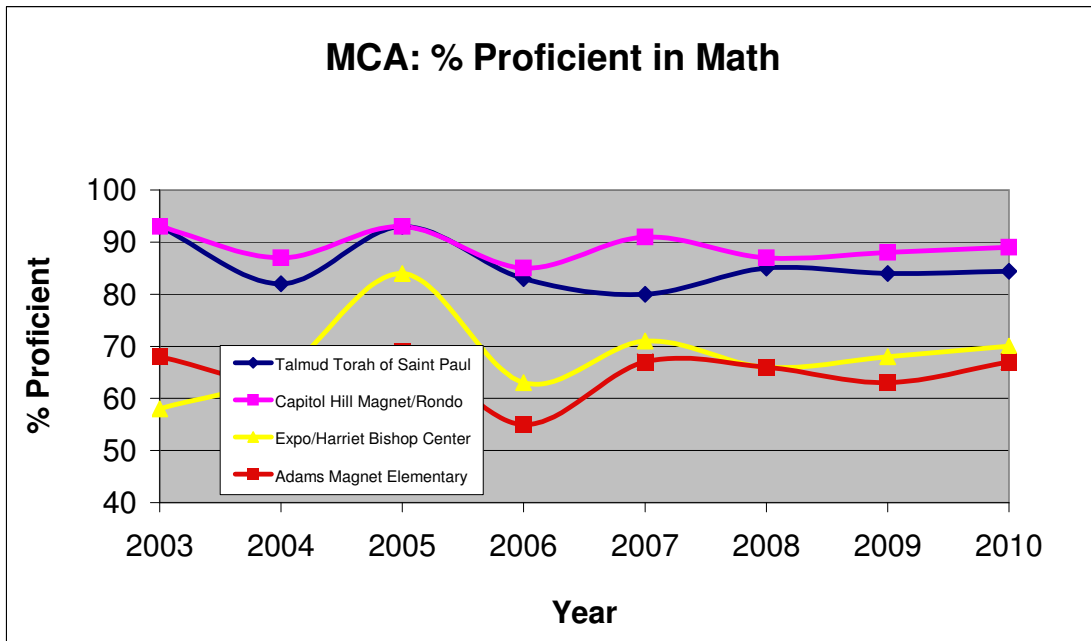
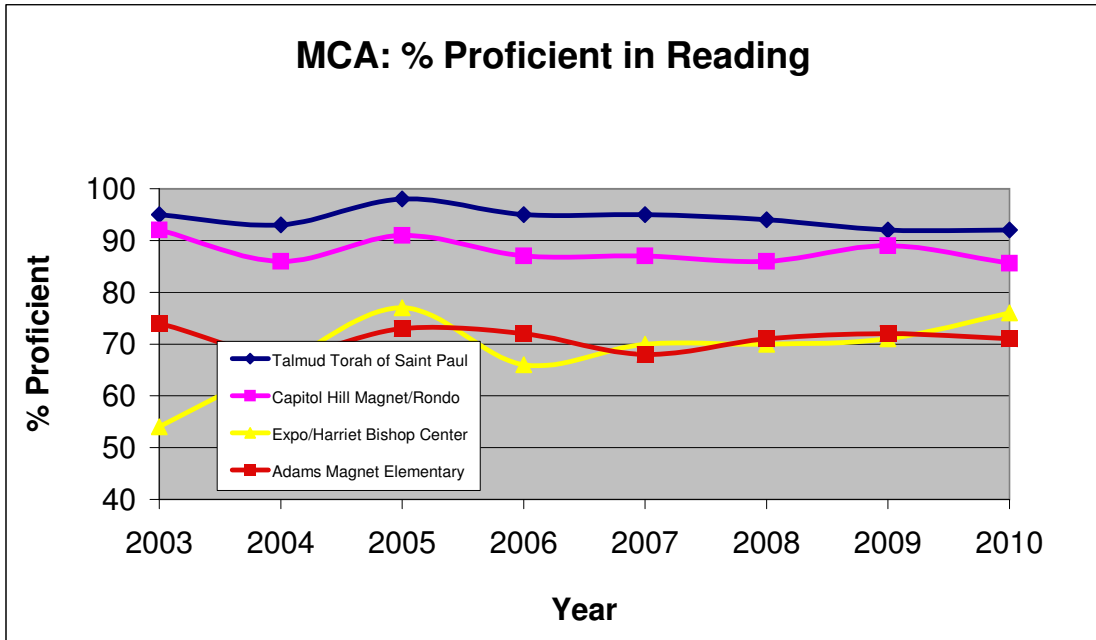
Year	Reading	Reading	Reading	Reading	Math	Math	Math	Math
	Talmud Torah of Saint Paul	Rosemount-Apple Valley-Eagan	West Saint Paul, Mendota Heights, Eagan	Saint Paul	Talmud Torah of Saint Paul	Rosemount-Apple Valley-Eagan	Mendota Heights, Eagan	Saint Paul
2010	92	81	71	52	84	74	63	49
2009	92	80	72	52	84	72	62	46
2008	94	79	70	51	85	70	60	46
2007	95	77	68	48	80	70	60	47
2006	95	81	72	51	83	67	60	40
2005	98	87	80	59	93	86	79	58
2004	93	83	76	51	82	82	69	50
2003	95	84	80	54	93	82	76	54



Source: http://ww2.startribune.com/dynamic/no_child/district.php?dst_num=0196&dst_type=01&dst=metpr
Minnesota students in third through eighth grade take the Minnesota Comprehensive Assessments (MCAs) in reading and math.

**Talmud Torah of Saint Paul
MCA Standardized Test Results
Comparison of Test Scores 2003-2010
TTSP vs St. Paul Magnets
% Proficient**

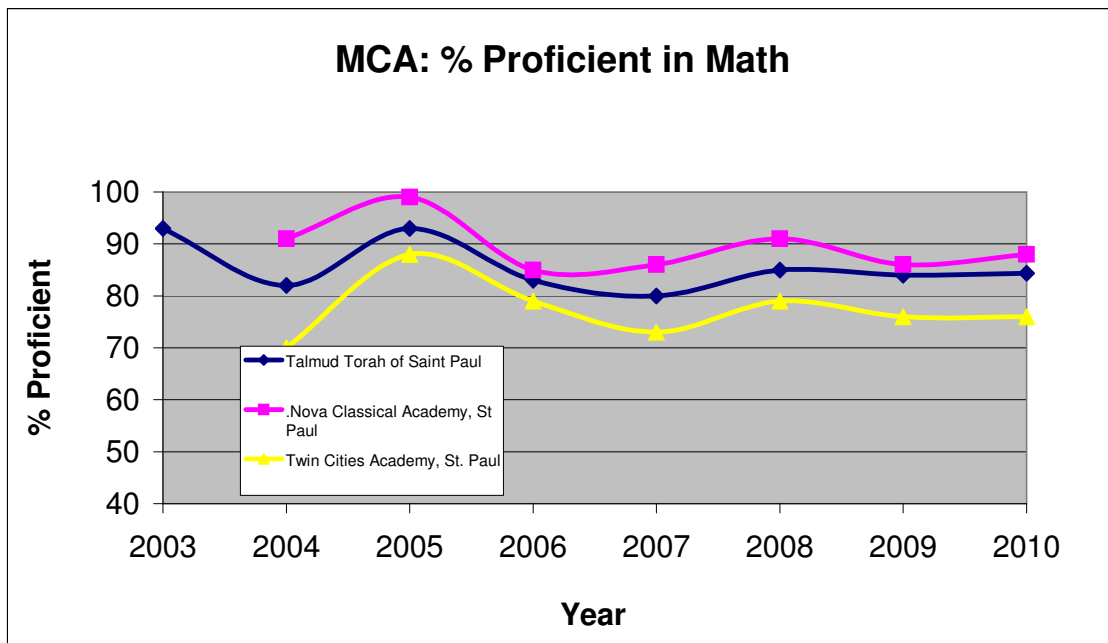
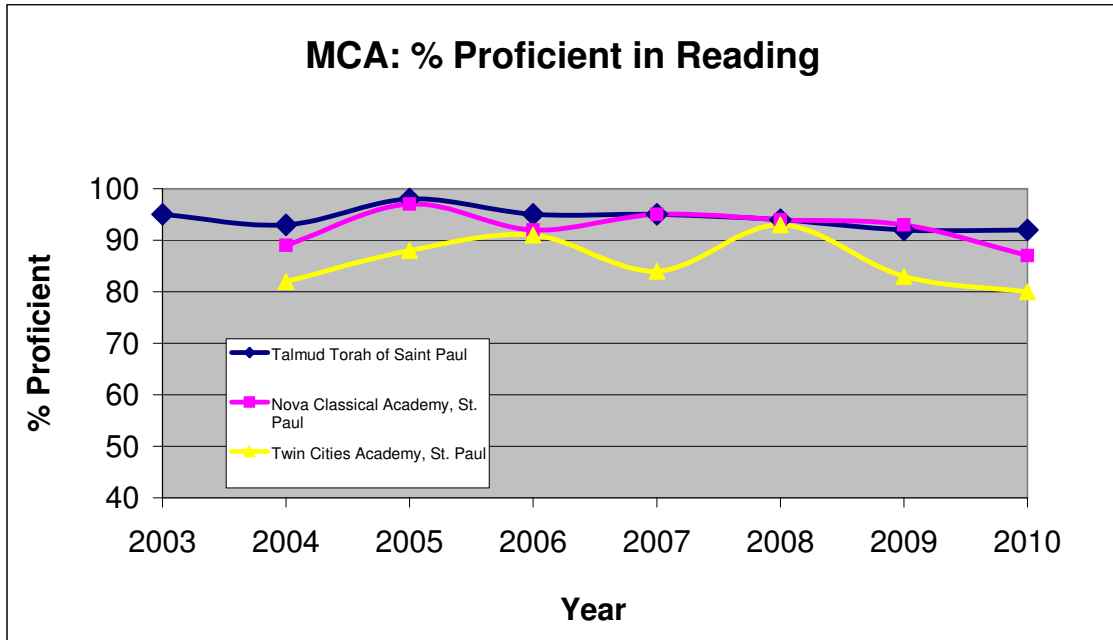
Year	Reading Talmud Torah of Saint Paul	Reading Capitol Hill Magnet/Rondo	Reading Expo/Harriet Bishop Center	Reading Adams Magnet Elementary	Math Talmud Torah of Saint Paul	Math Capitol Hill Magnet/Rondo	Math Expo/Harriet Bishop Center	Math Adams Magnet Elementary
2010	92	86	76	71	84	89	70	67
2009	92	89	71	72	84	88	68	63
2008	94	86	70	71	85	87	66	66
2007	95	87	70	68	80	91	71	67
2006	95	87	66	72	83	85	63	55
2005	98	91	77	73	93	93	84	69
2004	93	86	66	68	82	87	65	63
2003	95	92	54	74	93	93	58	68



Source: http://ww2.startribune.com/dynamic/no_child/district.php?dst_num=0196&dst_type=01&dst=metpr
Minnesota students in third through eighth grade take the Minnesota Comprehensive Assessments (MCAs) in reading and math.

**Talmud Torah of Saint Paul
MCA Standardized Test Results
Comparison of Test Scores 2003-2010
TTSP vs Nova Classical and Twin Cities Academy
% Proficient**

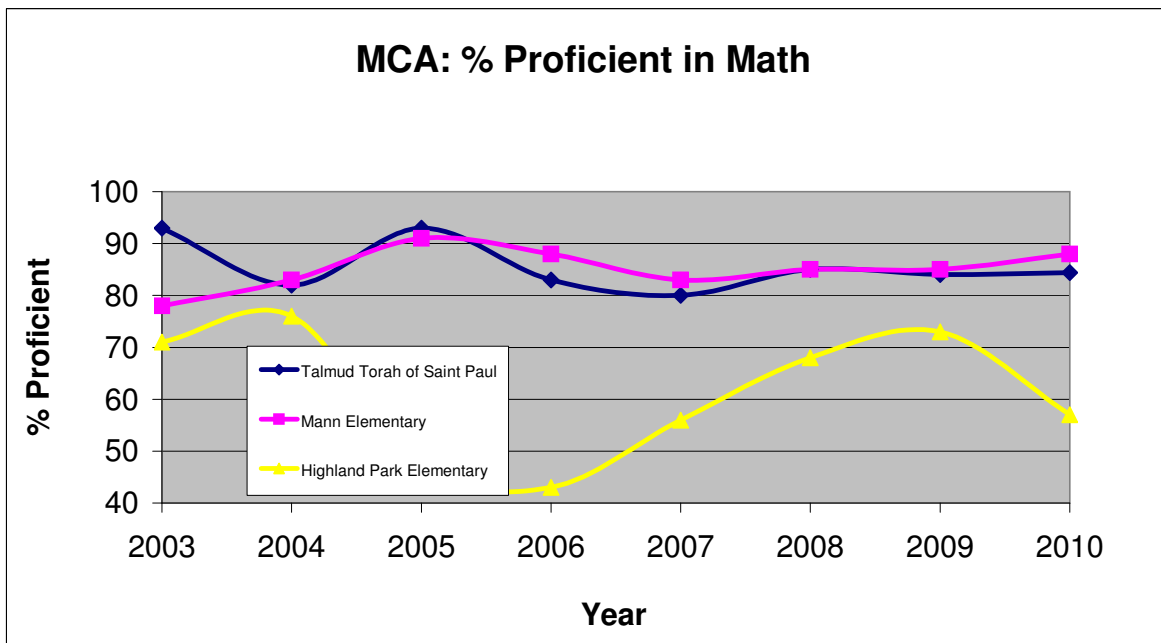
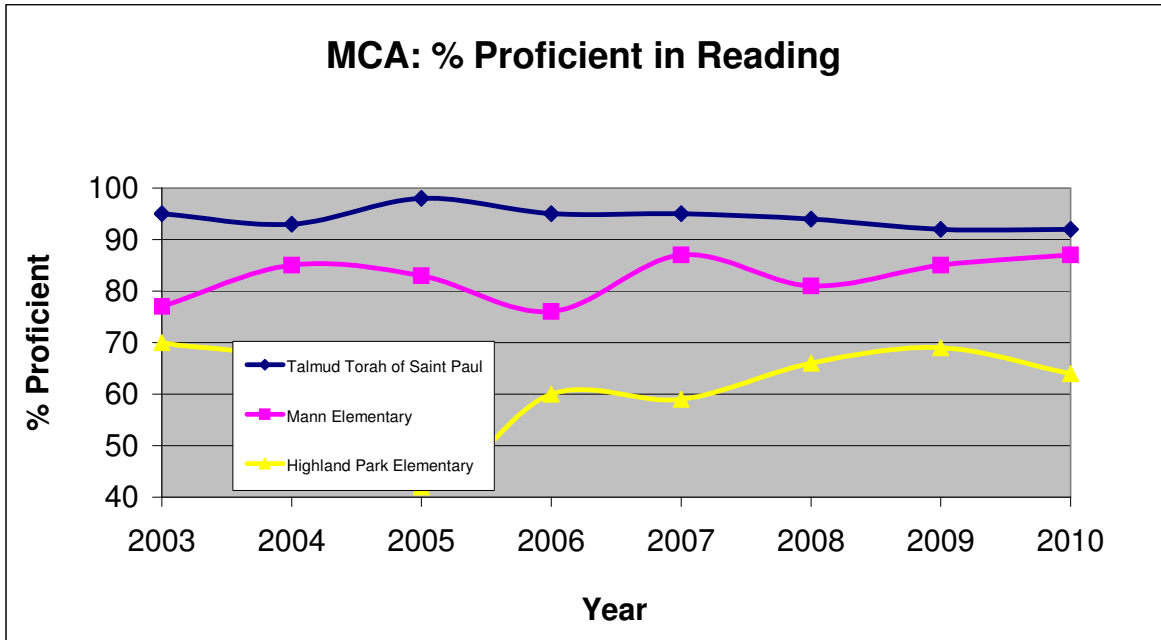
Year	Reading Talmud Torah of Saint Paul	Reading Nova Classical Academy, St. Paul	Reading Twin Cities Academy, St. Paul	Math Talmud Torah of Saint Paul	Math Nova Classical Academy, St. Paul	Math Twin Cities Academy, St. Paul
2010	92	87	80	84	88	76
2009	92	93	83	84	86	76
2008	94	94	93	85	91	79
2007	95	95	84	80	86	73
2006	95	92	91	83	85	79
2005	98	97	88	93	99	88
2004	93	89	82	82	91	70
2003	95			93		



Source: http://ww2.startribune.com/dynamic/no_child/district.php?dst_num=0196&dst_type=01&dst=metpr
Minnesota students in third through eighth grade take the Minnesota Comprehensive Assessments (MCAs) in reading and math.

**Talmud Torah of Saint Paul
MCA Standardized Test Results
Comparison of Test Scores 2003-2010
TTSP vs St. Paul Neighborhood Schools
% Proficient**

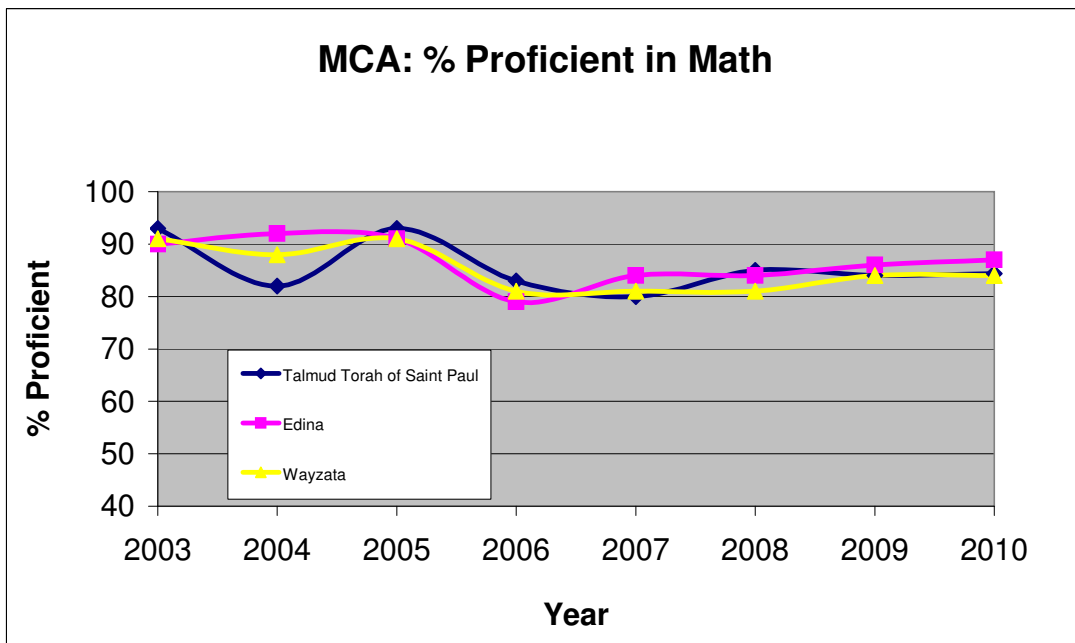
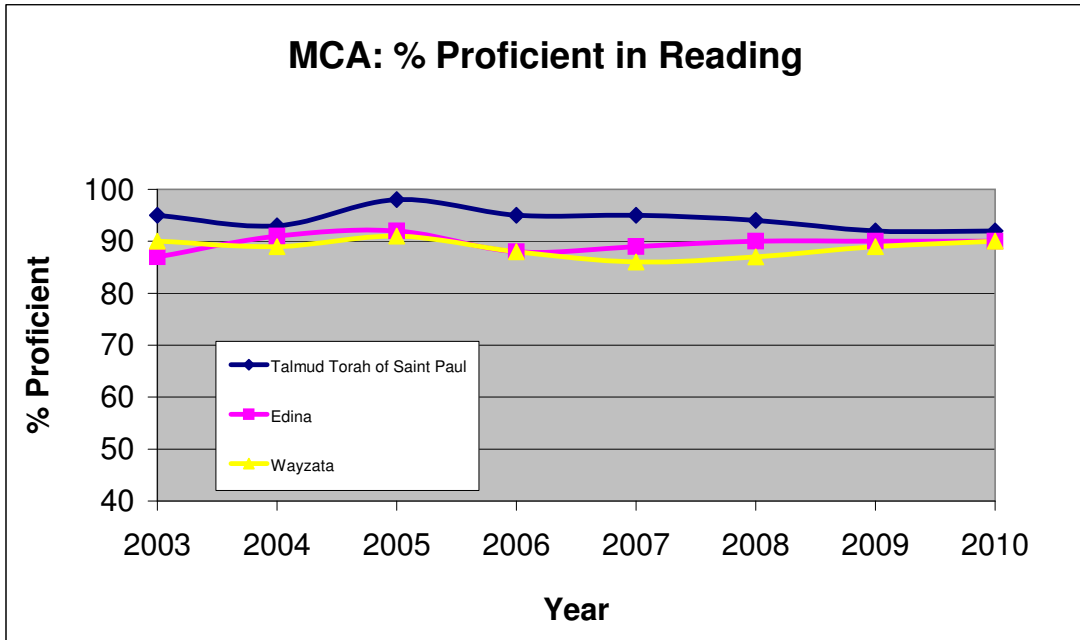
Year	Reading	Reading	Reading	Math	Math	Math
	Talmud Torah of Saint Paul	Mann Elementary	Highland Park Elementary	Talmud Torah of Saint Paul	Mann Elementary	Highland Park Elementary
2010	92	87	64	84	88	57
2009	92	85	69	84	85	73
2008	94	81	66	85	85	68
2007	95	87	59	80	83	56
2006	95	76	60	83	88	43
2005	98	83	42	93	91	47
2004	93	85	65	82	83	76
2003	95	77	70	93	78	71



Source: http://ww2.startribune.com/dynamic/no_child/district.php?dst_num=0196&dst_type=01&dst=metpr
Minnesota students in third through eighth grade take the Minnesota Comprehensive Assessments (MCAs) in reading and math.

**Talmud Torah of Saint Paul
MCA Standardized Test Results
Comparison of Test Scores 2003-2010
TTSP vs Edina and Wayzata Public
% Proficient**

Year	Reading Talmud Torah of Saint Paul	Reading Edina	Reading Wayzata	Math Talmud Torah of Saint Paul	Math Edina	Math Wayzata
2010	92	90	90	84	87	84
2009	92	90	89	84	86	84
2008	94	90	87	85	84	81
2007	95	89	86	80	84	81
2006	95	88	88	83	79	81
2005	98	92	91	93	91	91
2004	93	91	89	82	92	88
2003	95	87	90	93	90	91



Source: http://ww2.startribune.com/dynamic/no_child/district.php?dst_num=0196&dst_type=01&dst=metpr
Minnesota students in third through eighth grade take the Minnesota Comprehensive Assessments (MCAs) in reading and math.